

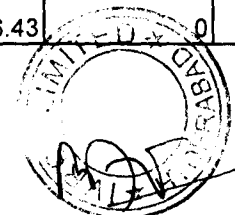
(I) (A) STATEMENT SHOWING SHAREHOLDING PATTERN

Name of the Company : IVRCL LIMITED
Scrip Code 530773
Name of the Scrip IVRCL LIMITED
Class of Security Equity Shares
QUARTER ENDED AS ON 31/03/2015

Partly paid-up shares	No. of partly paid-up shares	As a % of total no. of partly paid-up shares	As a % of total no. of shares of the Company.
Held by promoter/promoter group	0	0	0
Held by Public	0	0	0
Total:	0	0	0
Outstanding convertible securities:	No. of outstanding securities	As a % of total no. of outstanding convertible securities.	As a % of total no. of shares of the Company assuming full conversion of the convertible securities
Held by promoter/promoter group	0	0	0
Held by Public	0	0	0
Total:	0	0	0
Warrants:	No. of warrants	As a % of total no. of warrants	As a % of total no. of shares of the Company, assuming full conversion of warrants
Held by promoter/promoter group	0	0	0
Held by Public	0	0	0
Total:	0	0	0
Total paid-up capital of the Company, assuming full conversion of warrants and convertible securities	459138722	0	100



CATEGORY CODE	CATEGORY OF SHAREHOLDER	NO OF SHARE HOLDERS	TOTAL NUMBER OF SHARES	NO OF SHARES HELD IN DEMAT FORM	TOTAL SHAREHOLDING AS A % OF TOTAL NO OF SHARES		SHARES PLEDGED OR OTHERWISE ENCUMBERED	
					AS % of (A+B)	AS % of (A+B+C)	NO. OF SHARES	AS a %
(I)	(II)	(III)	(IV)	(V)	(VI)	(VII)	(VIII)	(IX)=(VII I)/(IV)*100
(A)	PROMOTER AND PROMOTER GROUP							
(1)	INDIAN							
(a)	Individual /HUF	10	22245976	22245976	4.85	4.85	22245976	100.00
(b)	Central Government/State Government(s)	--	--	--	--	--		
(c)	Bodies Corporate	5	19786190	19786190	4.31	4.31	19786190	100.00
(d)	Financial Institutions / Banks	--	--	--	--	--	--	--
(e)	Others	--	--	--	--	--	--	--
	Sub-Total A(1) :	15	42032166	42032166	9.15	9.15	42032166	100.00
(2)	FOREIGN							
(a)	Individuals (NRIs/Foreign Individuals)	0	0	0	0.00	0.00	0	0.00
(b)	Bodies Corporate	0	0	0	0.00	0.00	0	0.00
(c)	Institutions	0	0	0	0.00	0.00	0	0.00
(d)	Qualified Foreign Investor	0	0	0	0.00	0.00	0	0.00
(e)	Others	0	0	0	0.00	0.00	0	0.00
	Sub-Total A(2) :	0	0	0	0.00	0.00	0	0.00
	Total A=A(1)+A(2)	15	42032166	42032166	9.15	9.15	42032166	100.00
(B)	PUBLIC SHAREHOLDING							
(1)	INSTITUTIONS							
(a)	Mutual Funds /UTI	2	8919	5919	0.00	0.00	0	0.00
(b)	Financial Institutions /Banks	27	146318241	120738976	31.87	31.87	0	0.00
(c)	Central Government / State Government(s)	0	0	0	0.00	0.00	0	0.00
(d)	Venture Capital Funds	0	0	0	0.00	0.00	0	0.00
(e)	Insurance Companies	2	578642	578642	0.13	0.13	0	0.00
(f)	Foreign Institutional Investors	21	29199564	29199564	6.36	6.36	0	0.00
(g)	Foreign Venture Capital Investors	0	0	0	0.00	0.00	0	0.00
(h)	Qualified Foreign Investor	0	0	0	0.00	0.00	0	0.00
(i)	Others	0	0	0	0.00	0.00	0	0.00
	Sub-Total B(1) :	52	176105366	150523101	38.36	38.36	0	0
(2)	NON-INSTITUTIONS							
(a)	Bodies Corporate	1676	89504063	89463938	19.49	19.49	0	0.00
(b)	Individuals						0	0.00
	(i) Individuals holding nominal share capital upto Rs.1 lakh	194990	121373271	121019164	26.43	26.43	0	0.00




CATEG ORY CODE	CATEGORY OF SHAREHOLDER	NO OF SHARE HOLDERS	TOTAL NUMBER OF SHARES	NO OF SHARES HELD IN DEMAT FORM	TOTAL SHAREHOLDING AS A % OF TOTAL NO OF SHARES		SHARES PLEDGED OR OTHERWISE ENCUMBERED	
					AS % of (A+B)	AS % of (A+B+C)	NO. OF SHARES	AS a %
(I)	(II)	(III)	(IV)	(V)	(VI)	(VII)	(VIII)	(IX)=(VII I)/(IV)*1 00
	(ii) Individuals holding nominal share capital in excess of Rs.1 lakh	175	21420877	21420877	4.67	4.67	0	0.00
(c)	Qualified Foreign Investor	0	0	0	0.00	0.00	0	0.00
(d)	Others							
	NON RESIDENT INDIANS	2443	7509596	7509596	1.64	1.64	0	0.00
	TRUSTS	6	1480	1480	0.00	0.00	0	0.00
	FOREIGN BODIES	1	3000	3000	0.00	0.00	0	0.00
	CLEARING MEMBERS	170	1188903	1188903	0.26	0.26	0	0.00
	Sub-Total B(2) :	199461	241001190	240606958	52.49	52.49	0	0
	Total B=B(1)+B(2) :	199513	417106556	391130059	90.85	90.85	0	0
	Total (A+B) :	199528	459138722	433162225	100.00	100.00	0	0
(C)	Shares held by custodians, against which Depository Receipts have been issued	0	0	0	0.00	0.00	0.00	0.00
(1)	Promoter and Promoter Group	0	0	0	0.00	0.00	0.00	0.00
(2)	Public	0	0	0	0.00	0.00	0.00	0.00
	GRAND TOTAL (A+B+C) :	199528	459138722	433162225	100.00	100.00	0.00	0.00



(I)(b) Statement showing holding of securities (including shares, warrants, convertible securities) of persons belonging to the category "Promoter and Promoter Group"

Sr. No.	Name of the shareholder	Total Shares Held		Shares pledged or otherwise encumbered			Details of Warrants		Details of convertible securities		Total Shares (including underlying shares assuming full conversion of warrants and convertible securities) as a % of diluted share capital
		Number of shares	Shares as a percentage of total number of shares (i.e., Grand Total (A)+(B)+(C) indicated in Statement at para (I)(a) above)	Number	as a percentage	As a % of grand total (a)+(b)+© of sub-clause (I)(a)	Number of warrants held	As a % total number of warrants of the same class	Number of convertible securities held	As a % total number of convertible securities of the same class	
(I)	(II)	(III)	(IV)	(V)	VI=V/III *100	(VII)	(VIII)	(IX)	(X)	(XI)	(XII)
1	E. Sudhir Reddy	15120906	3.29	15120906	100.00	3.29	0	0.00	0	0.00	0.00
2	E. Siddhanth Reddy	30000	0.01	30000	100.00	0.01	0	0.00	0	0.00	0.00
3	E. Sanjeeth Reddy	30000	0.01	30000	100.00	0.01	0	0.00	0	0.00	0.00
4	E. Sujatha Reddy	18000	0.00	18000	100.00	0.00	0	0.00	0	0.00	0.00
5	E. Sunil Reddy	2511010	0.55	2511010	100.00	0.55	0	0.00	0	0.00	0.00
6	E. Indira Reddy	290360	0.06	290360	100.00	0.06	0	0.00	0	0.00	0.00
7	E. Sudhir Reddy (HUF)	3147000	0.69	3147000	100.00	0.69	0	0.00	0	0.00	0.00
8	E. Sunil Reddy (HUF)	1078700	0.23	1078700	100.00	0.23	0	0.00	0	0.00	0.00
9	E. Soma Reddy	10000	0.00	10000	100.00	0.00	0	0.00	0	0.00	0.00
10	E. Suha Reddy	10000	0.00	10000	100.00	0.00	0	0.00	0	0.00	0.00
11	M/s. Eragam Finlease Limited	5185884	1.13	5185884	100.00	1.13	0	0.00	0	0.00	0.00
12	M/s. S. V. Equities Limited	2621390	0.57	2621390	100.00	0.57	0	0.00	0	0.00	0.00
13	M/s. Indus Palms Hotels & Resorts Ltd	203750	0.04	203750	100.00	0.04	0	0.00	0	0.00	0.00
14	M/s. Palladium Infrastructures & Projects Limited	46416	0.01	46416	100.00	0.01	0	0.00	0	0.00	0.00
15	M/s. Soma Hotels & Resorts Ltd	11728750	2.55	11728750	100.00	2.55	0	0.00	0	0.00	0.00
	TOTAL	42032166	9.15	42032166	100.00	9.15	0	0.00	0	0.00	0.00


(I)(C)(i) Statement showing holding of securities (including shares, warrants, convertible securities) of persons belonging to the category "Public" and holding more than 1% of the total number of shares

S.No.	Name	Shares	Shares as a percentage of total number of Shares (i.e., Grand Total (A)+(B)+(C) indicated in Statement at Para(I)(a) above)	Details of warrants	Details of convertible securities			Total shares (including underlying shares assuming full conversion of warrants and convertible securities) as
					Number of warrants held	total number of warrants of the same class	Number of convertible securities held	
1	ICICI BANK LTD	22574134	4.92					
2	INDIAN OVERSEAS BANK	21288504	4.64	0	0.00	0.00	0.00	0.00
3	CANARA BANK-MUMBAI	19095631	4.16					
4	IDBI BANK LTD.	19046836	4.15	0	0.00	0.00	0.00	0.00
5	STATE BANK OF INDIA	16325019	3.56	0	0.00	0.00	0.00	0.00
6	ANDHRA BANK	13861950	3.02	0	0.00	0.00	0.00	0.00
7	ICICI PRUDENTIAL LIFE INSURANCE COMPANY LTD	12179930	2.65	0	0.00	0.00	0.00	0.00
8	PREMIER EDU- INFRA SOLUTIONS PRIVATE LIMITED	12040000	2.62	0	0.00	0.00	0.00	0.00
9	HSBC GLOBAL INVESTMENT FUNDS A/C HSBC GIF MAURITIUS	9737415	2.12	0	0.00	0.00	0.00	0.00
10	UNIT TRUST OF INDIA INVESTMENT ADVISORY SERVICES L	9689921	2.11	0	0.00	0.00	0.00	0.00
11	TAMILNAD MERCANTILE BANK LIMITED	11359999	2.47	0	0.00	0.00	0.00	0.00
12	CORPORATION BANK*	10754015	2.34					
13	SANJEET MOTOR FINANCE PRIVATE LIMITED	7240000	1.58	0	0.00	0.00	0.00	0.00
14	SREI EQUIPMENT FINANCE PRIVATE LIMITED	6437061	1.40					
		191630415	41.74					



(I)(C)(ii) Statement showing holding of securities (including shares, warrants, convertible securities) of persons (together with PAC) belonging to the category "Public" and holding more than 5% of the total number of shares of the company

S.No.	Name	Shares	Shares as a percentage of total number of Shares (i.e., Grand Total (A)+(B)+(C) indicated in Statement at Para(I)(a) above)	Category	Details of warrants		Details of convertible securities		Total shares (including underlying shares assuming full conversion of warrants and convertible securities) as a % of diluted share capital)
					Number of warrants held	As a % total number of warrants of the same class	Number of convertible securities held	% w.r.t total number of convertible securities of the same class	
	NIL	NIL	NIL	NIL	NIL	NIL	NIL	NIL	NIL



(I)(d) Statement showing details of locked-in shares

S.No.	Name	Shares	Shares as a percentage of total number of Shares (i.e., Grand Total (A)+(B)+(C) indicated in Statement at Para(I)(a) above)	Category
1	THE LAKSHMI VILAS BANK LIMITED	2251534	0.49	Public
2	INDUSIND BANK LIMITED TREASURY DEPT	4195847	0.91	Public
3	AXIS BANK LIMITED	1252958	0.27	Public
4	SREI EQUIPMENT FINANCE PRIVATE LIMITED	6437061	1.40	Public
5	ANDHRA BANK	13861950	3.02	Public
6	THE KARUR VYSYA BANK LTD	1115060	0.24	Public
7	EXPORT- IMPORT BANK OF INDIA	842835	0.18	Public
8	TAMILNAD MERCANTILE BANK LIMITED	11359999	2.47	Public
9	IDBI BANK LTD.	19046836	4.15	Public
10	THE BANK OF NOVA SCOTIA	1324030	0.29	Public
11	ICICI BANK LTD	22574134	4.92	Public
12	CANARA BANK-MUMBAI	19095631	4.16	Public
13	CANARA BANK-NEW DELHI	39000	0.01	Public
14	INDIAN OVERSEAS BANK	21288504	4.64	Public
15	TATA CAPITAL FINANCIAL SERVICES LIMITED	706149	0.15	Public
16	STATE BANK OF INDIA	16325019	3.56	Public
17	CORPORATION BANK*	10754015	2.34	Public
	TOTAL	152470562	33.21	

* These shares were allotted on 31.03.2015 on Preferential basis under CDR Scheme. Corporate action for Lock-in yet to be initiated

(II)(a) Statement Showing details of Depository Receipts (DRs)

Sr. No.	Type of outstanding DR (ADRs, GRDs, SDRs, etc.,)	Number of outstanding DRS	Number of Shares Underlying outstanding DRs	Shares underlying outstanding DRs as a percentage of Total number of Shares (ie.c, Grand Total (A)+(B)+(C) indicated in Statement at Para(1)(a) above
	NIL	NIL	NIL	NIL

(II)(b) Statement showing Holding of Depository Receipts (DRs), where underlying shares held by 'Promoter/Promoter Group are in excess of 1% of the total number of Shares

Sr.No.	Name of the DR Holder	Type of outstanding DR (ADRs, GRDs, SDRs, etc.,)	Number of Shares Underlying outstanding DRs	Shares underlying outstanding DRs as a percentage of Total number of Shares (ie.c, Grand Total (A)+(B)+(C) indicated in Statement at Para(1)(a) above
	NIL	NIL	NIL	NIL

Statement showing the voting pattern of shareholders, if more than one class of shares / securities is issued by the issuer

III (a)	N.A	N.A	N.A	N.A
	N.A	N.A	N.A	N.A

