


(I) (A) STATEMENT SHOWING SHAREHOLDING PATTERN

Name of the Company : IVRCL LIMITED
Scrip Code 530773
Name of the Scrip IVRCL LIMITED
Class of Security Equity Shares
QUARTER ENDED AS ON 30/06/2013


Partly paid-up shares	No. of partly paid-up shares	As a % of total no. of partly paid-up shares	As a % of total no. of shares of the Company.
Held by promoter/promoter group	0	0	0
Held by Public	0	0	0
Total:	0	0	0
Outstanding convertible securities:	No. of outstanding securities	As a % of total no. of outstanding convertible securities.	As a % of total no. of shares of the Company assuming full conversion of the convertible securities
Held by promoter/promoter group	0	0	0
Held by Public	0	0	0
Total:	0	0	0
Warrants:	No. of warrants	As a % of total no. of warrants	As a % of total no. of shares of the Company, assuming full conversion of warrants
Held by promoter/promoter group	0	0	0
Held by Public	0	0	0
Total:	0	0	0
Total paid-up capital of the Company, assuming full conversion of warrants and convertible securities	306886648	0	100



CATE ORY CODE	CATEGORY OF SHAREHOLDER	NO OF SHARE HOLDERS	TOTAL NUMBER OF SHARES	NO OF SHARES HELD IN DEMAT FORM	TOTAL SHAREHOLDING AS A % OF TOTAL NO OF SHARES		SHARES PLEDGED OR OTHERWISE ENCUMBERED	
					AS % of (A+B)	AS % of (A+B+C)	NO. OF SHARES	AS a %
(I)	(II)	(III)	(IV)	(V)	(VI)	(VII)	(VIII)	(IX)=(VI II)/(IV)* 100
(A)	PROMOTER AND PROMOTER GROUP							
(1)	INDIAN							
(a)	Individual /HUF	10	22245976	22245976	7.25	7.25	0	0.00
(b)	Central Government/State Government(s)	--	--	--	--	--	0	0.00
(c)	Bodies Corporate	5	19786190	19786190	6.45	6.45	0	0.00
(d)	Financial Institutions / Banks	--	--	--	--	--	0	0.00
(e)	Others	--	--	--	--	--		
	Sub-Total A(1) :	15	42032166	42032166	13.70	13.70	0	0.00
(2)	FOREIGN							
(a)	Individuals (NRIs/Foreign Individuals)	0	0	0	0.00	0.00	0	0.00
(b)	Bodies Corporate	0	0	0	0.00	0.00	0	0.00
(c)	Institutions	0	0	0	0.00	0.00	0	0.00
(d)	Qualified Foreign Investor	0	0	0	0.00	0.00	0	0.00
(e)	Others	0	0	0	0.00	0.00	0	0.00
	Sub-Total A(2) :	0	0	0	0.00	0.00	0	0.00
	Total A=A(1)+A(2)	15	42032166	42032166	13.70	13.70	0	0.00
(B)	PUBLIC SHAREHOLDING							
(1)	INSTITUTIONS							
(a)	Mutual Funds /UTI	7	7896582	7893582	2.57	2.57	0	0.00
(b)	Financial Institutions /Banks	15	1450378	1450378	0.47	0.47	0	0.00
(c)	Central Government / State Government(s)	0	0	0	0.00	0.00	0	0.00
(d)	Venture Capital Funds	0	0	0	0.00	0.00	0	0.00
(e)	Insurance Companies	2	578642	578642	0.19	0.19	0	0.00
(f)	Foreign Institutional Investors	63	54002290	54002290	17.60	17.60	0	0.00
(g)	Foreign Venture Capital Investors	0	0	0	0.00	0.00	0	0.00
(h)	Qualified Foreign Investor	0	0	0	0.00	0.00	0	0.00
(i)	Others	0	0	0	0.00	0.00	0	0.00
	Sub-Total B(1) :	87	63927892	63924892	20.83	20.83	0	0
(2)	NON-INSTITUTIONS							
(a)	Bodies Corporate	2059	71852769	71812644	23.41	23.41	0	0.00
(b)	Individuals						0	0.00
	(i) Individuals holding nominal share capital upto Rs.1 lakh	216084	102495698	102141830	33.40	33.40	0	0.00



CATE GORY CODE	CATEGORY OF SHAREHOLDER	NO OF SHARE HOLDERS	TOTAL NUMBER OF SHARES	NO OF SHARES HELD IN DEMAT FORM	TOTAL SHAREHOLDING AS A % OF TOTAL NO OF SHARES		SHARES PLEDGED OR OTHERWISE ENCUMBERED	
					AS % of (A+B)	AS % of (A+B+C)	NO. OF SHARES	AS a %
(I)	(II)	(III)	(IV)	(V)	(VI)	(VII)	(VIII)	(IX)=(VI II)/(IV)* 100
	(ii) Individuals holding nominal share capital in excess of Rs.1 lakh	104	12425532	12425532	4.05	4.05	0	0.00
(c)	Qualified Foreign Investor	0	0	0	0.00	0.00	0	0.00
(d)	Others							
	NON RESIDENT INDIANS	2828	5965259	5965259	1.94	1.94	0	0.00
	TRUSTS	8	2530	2530	0.00	0.00	0	0.00
	FOREIGN BODIES	1	3000	3000	0.00	0.00	0	0.00
	CLEARING MEMBERS	427	8181802	8181802	2.67	2.67	0	0.00
	Sub-Total B(2) :	221511	200926590	200532597	65.47	65.47	0	0
	Total B=B(1)+B(2) :	221598	264854482	264457489	86.30	86.30	0	0
	Total (A+B) :	221613	306886648	306489655	100.00	100.00	0	0
(C)	Shares held by custodians, against which Depository Receipts have been issued	0	0	0	0.00	0.00	0.00	0.00
(1)	Promoter and Promoter Group	0	0	0	0.00	0.00	0.00	0.00
(2)	Public	0	0	0	0.00	0.00	0.00	0.00
	GRAND TOTAL (A+B+C) :	221613	306886648	306489655	100.00	100.00	0.00	0.00

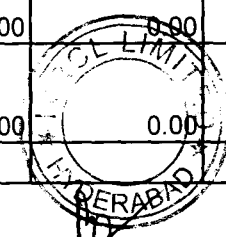


(I)(b) Statement showing holding of securities (including shares, warrants, convertible securities) of persons belonging to the category "Promoter and Promoter Group"

Sr. No.	Name of the shareholder	Total Shares Held		Shares pledged or otherwise encumbered			Details of Warrants		Details of convertible securities		Total Shares (including underlying shares assuming full conversion of warrants and convertible securities) as a % of diluted share capital
		Number of shares	Shares as a percentage of total number of shares {i.e., Grand Total (A)+(B)+(C) indicated in Statement at para (I)(a) above}	Number	as a percentage	As a % of grand total (a)+(b)+© of sub-clause (I)(a) (VII)	Number of warrants held	As a % total number of warrants of the same class	Number of convertible securities held	As a % total number of convertible securities of the same class	
(I)	(II)	(III)	(IV)	(V)	VI=V/III *100	(VII)	(VIII)	(IX)	(X)	(XI)	(XII)
1	E. Sudhir Reddy	15120906	4.93	0	0.00	0.00	0	0.00	0	0.00	0.00
2	E. Siddhanth Reddy	30000	0.01	0	0.00	0.00	0	0.00	0	0.00	0.00
3	E. Sanjeeth Reddy	30000	0.01	0	0.00	0.00	0	0.00	0	0.00	0.00
4	E. Sujatha Reddy	18000	0.01	0	0.00	0.00	0	0.00	0	0.00	0.00
5	E. Sunil Reddy	2511010	0.82	0	0.00	0.00	0	0.00	0	0.00	0.00
6	E. Indira Reddy	290360	0.09	0	0.00	0.00	0	0.00	0	0.00	0.00
7	E. Sudhir Reddy (HUF)	3147000	1.03	0	0.00	0.00	0	0.00	0	0.00	0.00
8	E. Sunil Reddy (HUF)	1078700	0.35	0	0.00	0.00	0	0.00	0	0.00	0.00
9	E. Soma Reddy	10000	0.0033	0	0.00	0.00	0	0.00	0	0.00	0.00
10	E. Suha Reddy	10000	0.0033	0	0.00	0.00	0	0.00	0	0.00	0.00
11	M/s. Eragam Finlease Limited	5185884	1.69	0	0.00	0.00	0	0.00	0	0.00	0.00
12	M/s. S. V. Equities Limited	2621390	0.85	0	0.00	0.00	0	0.00	0	0.00	0.00
13	M/s. Indus Palms Hotels & Resorts Ltd	203750	0.07	0	0.00	0.00	0	0.00	0	0.00	0.00
14	M/s. Palladium Infrastructures & Projects Limited	46416	0.02	0	0.00	0.00	0	0.00	0	0.00	0.00
15	M/s. Soma Hotels & Resorts Ltd	11728750	3.82	0	0.00	0.00	0	0.00	0	0.00	0.00
	TOTAL	42032166	13.70	0	0	0	0	0.00	0	0.00	0.00


(I)(C)(i) Statement showing holding of securities (including shares, warrants, convertible securities) of persons belonging to the category "Public" and holding more than 1% of the total number of shares

S.No.	Name	Shares	Shares as a percentage of total number of Shares (i.e., Grand Total (A)+(B)+(C) indicated in Statement at Para(I)(a) above)	Category	Details of warrants		Details of convertible securities		Total shares (including underlying shares assuming full conversion of warrants and convertible securities) as
					Number of warrants held	total number of warrants of the same class	Number of convertible securities held	% w.r.t total number of convertible securities of the same class	
1	HSBC GLOBAL INVESTMENT FUNDS A/C HSBC GLOBAL INVESTMENT FUNDS MAURITIUS LIMITED	14588381	4.75	FII	0.00	0	0.00	0.00	0.00
2	ICICI PRUDENTIAL LIFE INSURANCE COMPANY LTD	12366731	4.03	LTD	0.00	0	0.00	0.00	0.00
3	UNIT TRUST OF INDIA INVESTMENT ADVISORY SERVICES LIMITED A/C ASCENT INDIA FUND III	9689921	3.16	LTD	0.00	0	0.00	0.00	0.00
4	AVIVA LIFE INSURANCE COMPANY INDIA LIMITED	4499752	1.47	LTD	0.00	0	0.00	0.00	0.00
5	DIMENSIONAL EMERGING MARKETS VALUE FUND	4406968	1.44	FII	0.00	0	0.00	0.00	0.00
6	SUNDARAM MUTUAL FUND A/C SUNDARAM SELECT MIDCAP	4250683	1.39	MUT	0.00	0	0.00	0.00	0.00
7	THE MASTER TRUST BANK OF JAPAN, LTD. A/C HSBC INDIAN EQUITY MOTHER FUND	3742091	1.22	FII	0.00	0	0.00	0.00	0.00
TOTAL		53544527	17.45						



(I)(C)(ii) Statement showing holding of securities (including shares, warrants, convertible securities) of persons (together with PAC) belonging to the category "Public" and holding more than 5% of the total number of shares of the company

S.No.	Name	Shares	Shares as a percentage of total number of Shares (i.e., Grand Total (A)+(B)+(C) indicated in Statement at Para(I)(a) above)	Category	Details of warrants		Details of convertible securities		Total shares (including underlying shares assuming full conversion of warrants and convertible securities) as a % of diluted share capital)
					Number of warrants held	As a % total number of warrants of the same class	Number of convertible securities held	% w.r.t total number of convertible securities of the same class	
	NIL	NIL	NIL	NIL	NIL	NIL	NIL	NIL	NIL



(I)(d) Statement showing details of locked-in shares

S.No.	Name	Shares	Shares as a percentage of total number of Shares (i.e., Grand Total (A)+(B)+(C) indicated in Statement at Para(1)(a) above)	Category
	NIL	NIL	NIL	NIL

(II)(a) Statement Showing details of Depository Receipts (DRs)

Sr. No.	Type of outstanding DR (ADRs, GRDs, SDRs, etc.,)	Number of outstanding DRS	Number of Shares Underlying outstanding DRs	Shares underlying outstanding DRs as a percentage of Total number of Shares (ie.c. Grand Total (A)+(B)+(C) indicated in Statement at Para(1)(a) above
	NIL	NIL	NIL	NIL

(II)(b) Statement showing Holding of Depository Receipts (DRs), where underlying shares held by 'Promoter/Promoter Group are in excess of 1% of the total number of Shares

Sr.No.	Name of the DR Holder	Type of outstanding DR (ADRs, GRDs, SDRs, etc.,)	Number of Shares Underlying outstanding DRs	Shares underlying outstanding DRs as a percentage of Total number of Shares (ie.c. Grand Total (A)+(B)+(C) indicated in Statement at Para(1)(a) above
	NIL	NIL	NIL	NIL

Statement showing the voting pattern of shareholders, if more than one class of shares / securities is issued by the issuer**III (a)**

	N.A	N.A	N.A	N.A
--	-----	-----	-----	-----

